

EAPSPI Open meeting

Latest activities of ESIP Pension Committee

28 October 2021





EU topics of interest for ESIP members



European Pillar of Social Rights & implementation in the European Semester



Green Paper on Ageing



Pension Adequacy Report



EU digital tools for social security coordination
(EESSI, Single Digital Gateway, ESSP)



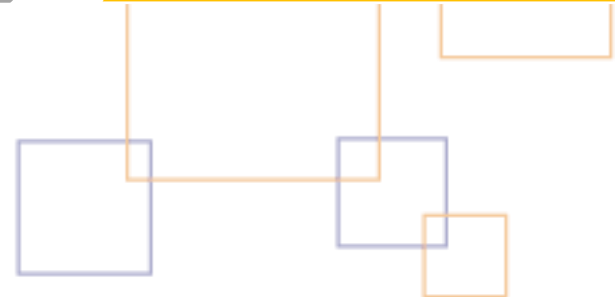
ETS project

An example of exchange of information between ESIP members: effective retirement ages and insurance periods

When do insured persons effectively retire and how long have they contributed to first pillar pensions when they do so?

Data collected based on a set of tables circulated to ESIP members

Data processed by two experts of the Croatian Pension Insurance Institution comparing over time & between countries



Questionnaire Tables:

- Model tables (NB: survivors' pensions excluded; some countries do not have early pension and some do not provide invalidity pension from the pension system – those will not show the relevant data)

AVERAGE AGE OF NEW ENTRANTS 2017-2020			2017			2018			2019			2020		
Type of pension	2020 Statutory age requirements		Total	M	W	Total	M	W	Total	M	W	Total	M	W
	M	W												
OLD AGE AND EARLY PENSION	Transitional period for women**													
OLD AGE PENSION	years months	y m												
EARLY PENSION	y m	y m												
INVALIDITY PENSION***	Covered by pension system, both non - occupational and occupational risks													

** Please state is there any transitional period in course – under the section on statutory age requirements

*** Please state if your pension system covers invalidity pensions and what type of risks are covered (non-occupational or also occupational)

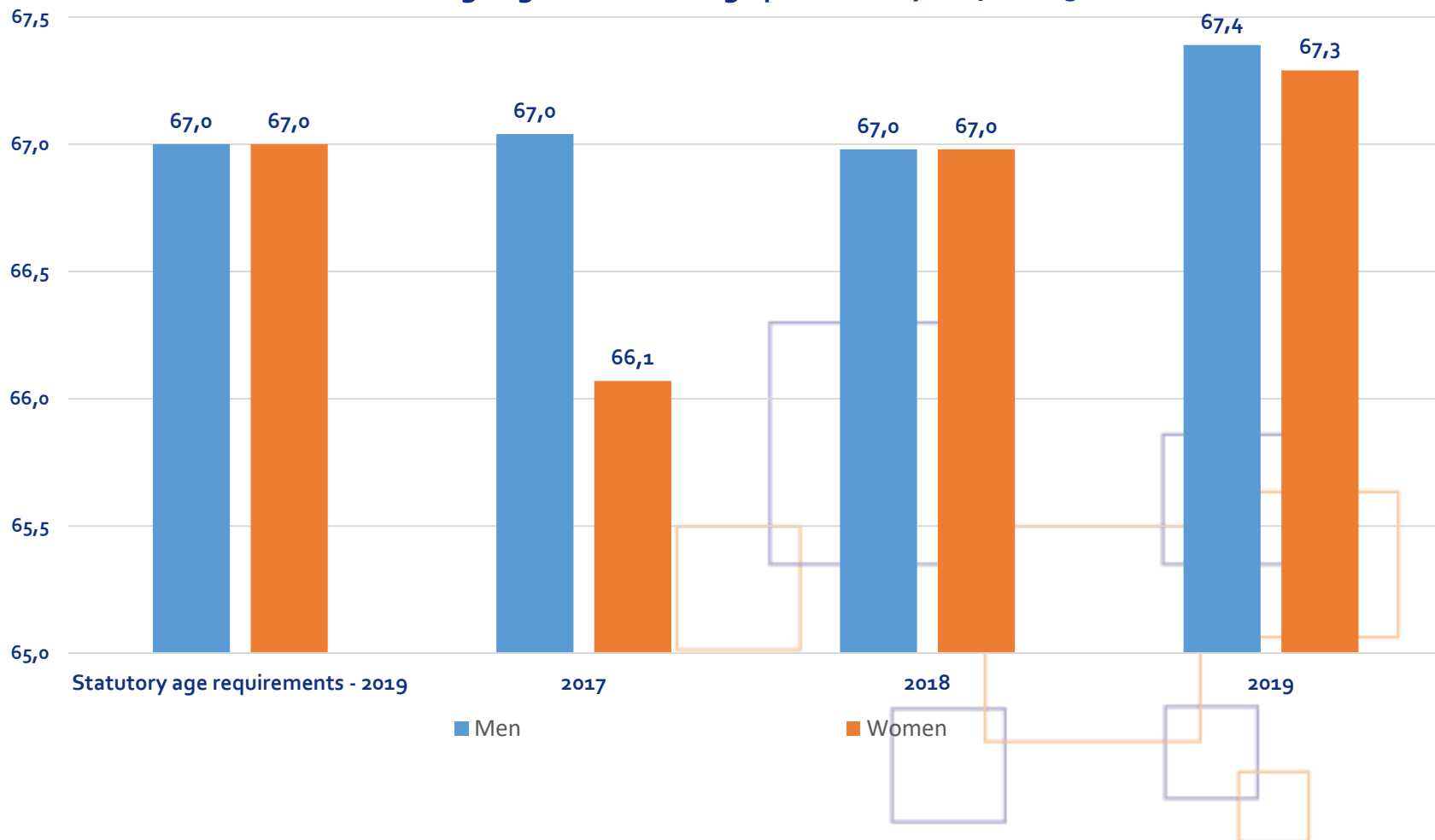
AVERAGE INSURANCE PERIODS OF NEW ENTRANTS 2017-2020			2017			2018			2019			2020		
Type of pension	Statutory minimum period requirements		Total	M	W	Total	M	W	Total	M	W	Total	M	W
	M	W												
OLD AGE AND EARLY PENSION	Transitional period for women**													
OLD AGE PENSION	y m	y m												
EARLY PENSION	y m	y m												
INVALIDITY PENSION***	Non-occupational – 1/3 of working life Occupational – no period requirement													

** Please state is there any transitional period in course– under the section on statutory period requirements

*** If your pension system covers invalidity pension please state minimum period requirement (non-occupational and occupational risk)

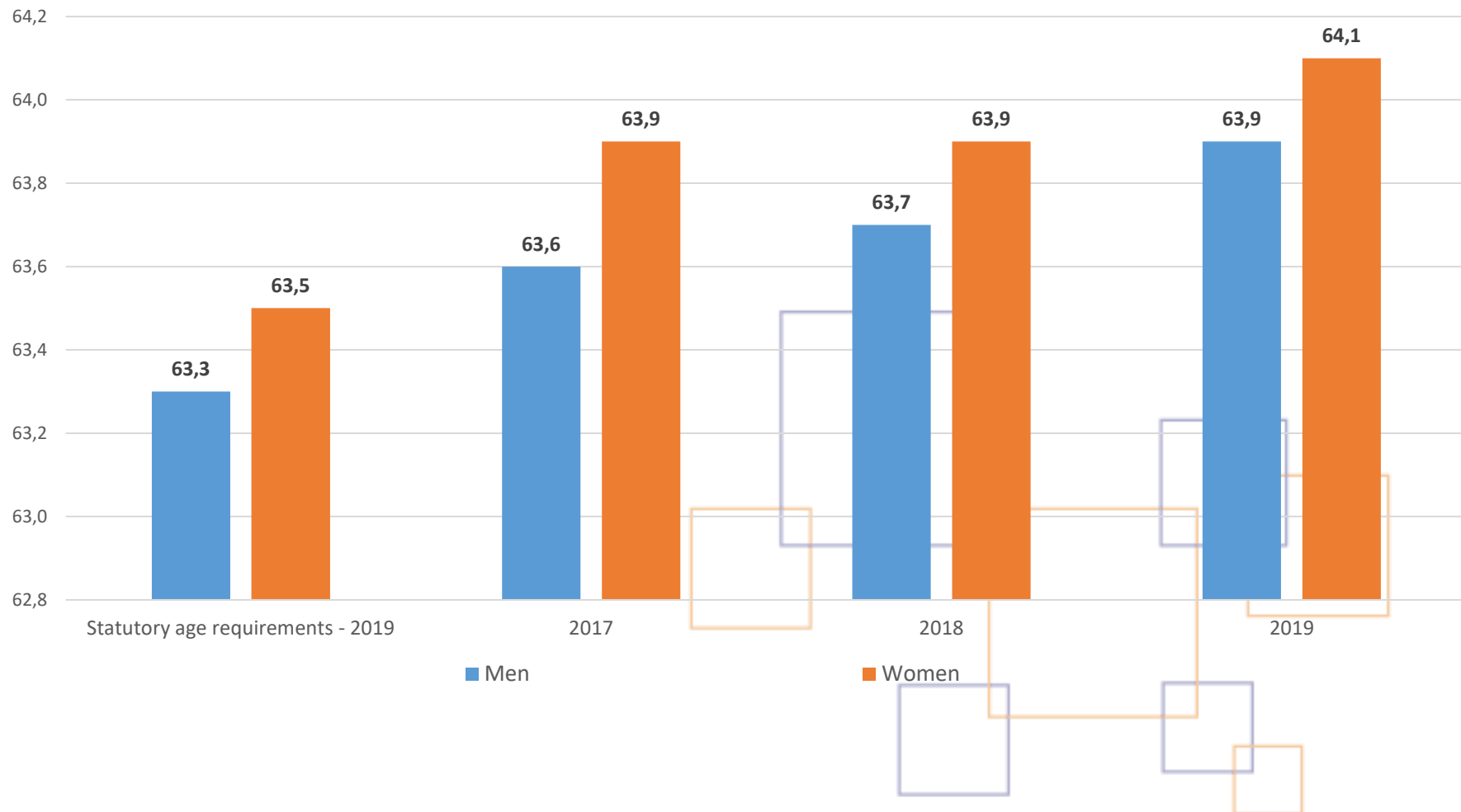
Ages and work history periods are expressed in terms of years and months.

Average age of new old age pensioners, 2017 - 2019



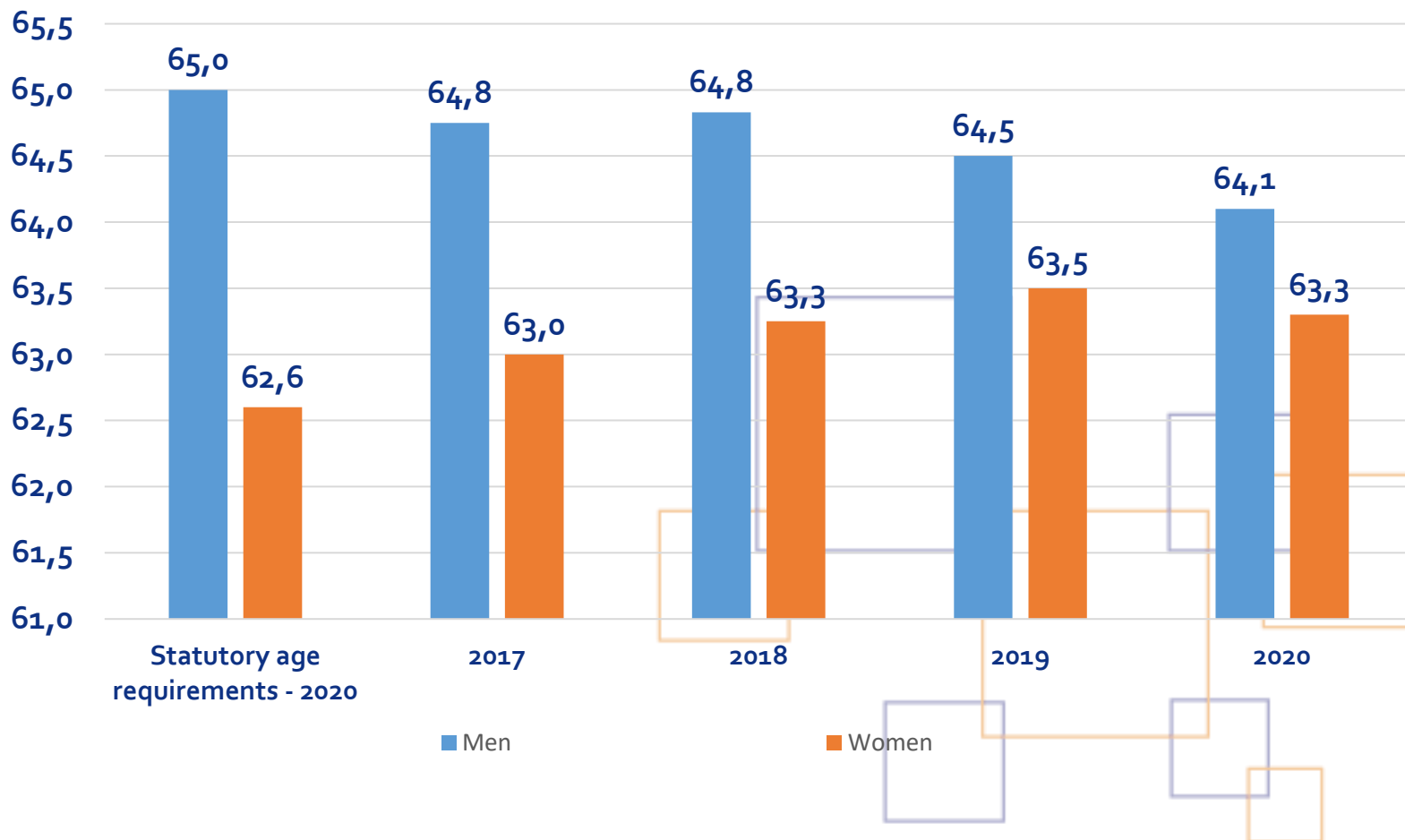
Finland

Average age of new old age pensioners, 2017 - 2019

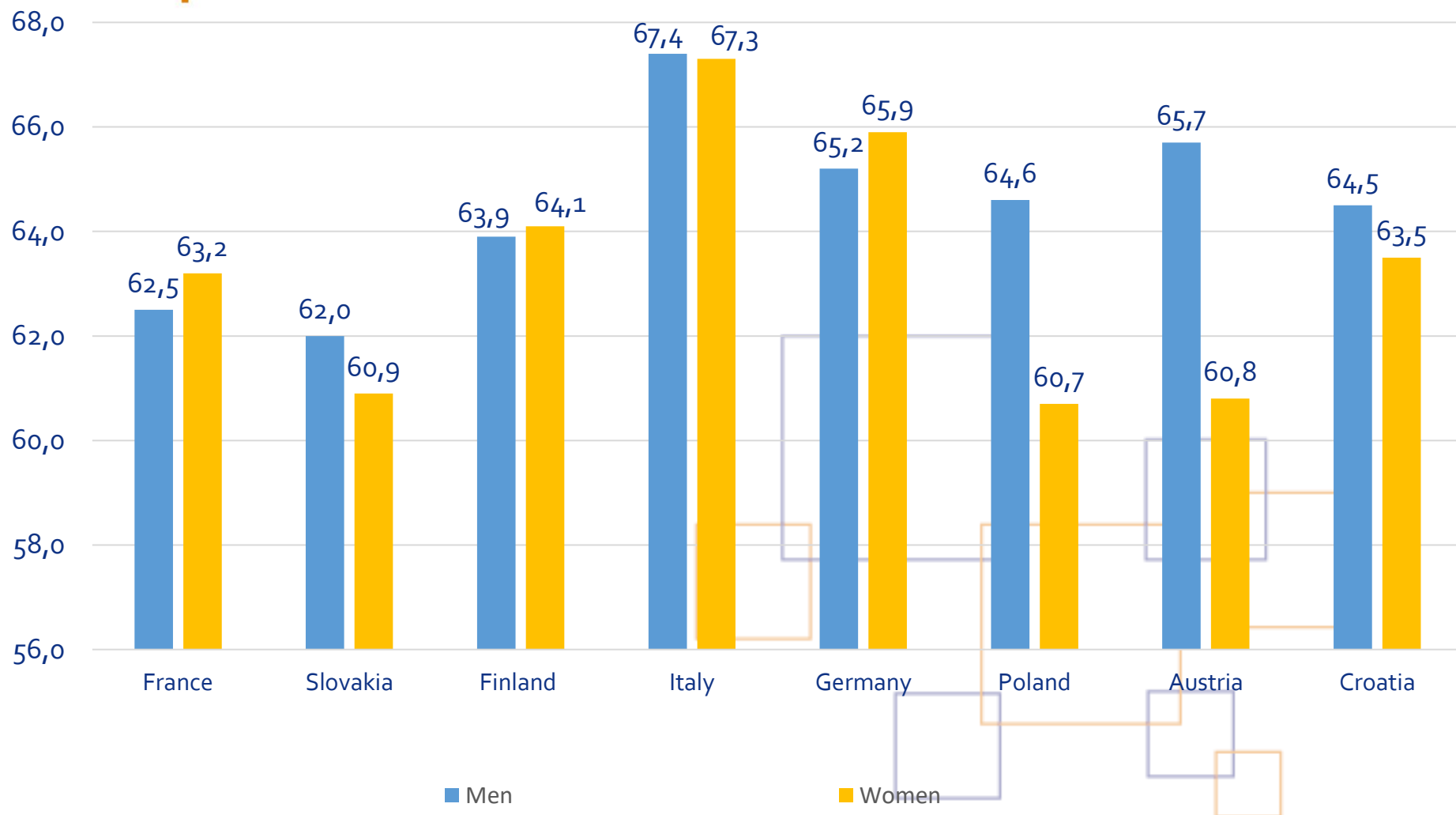


Croatia

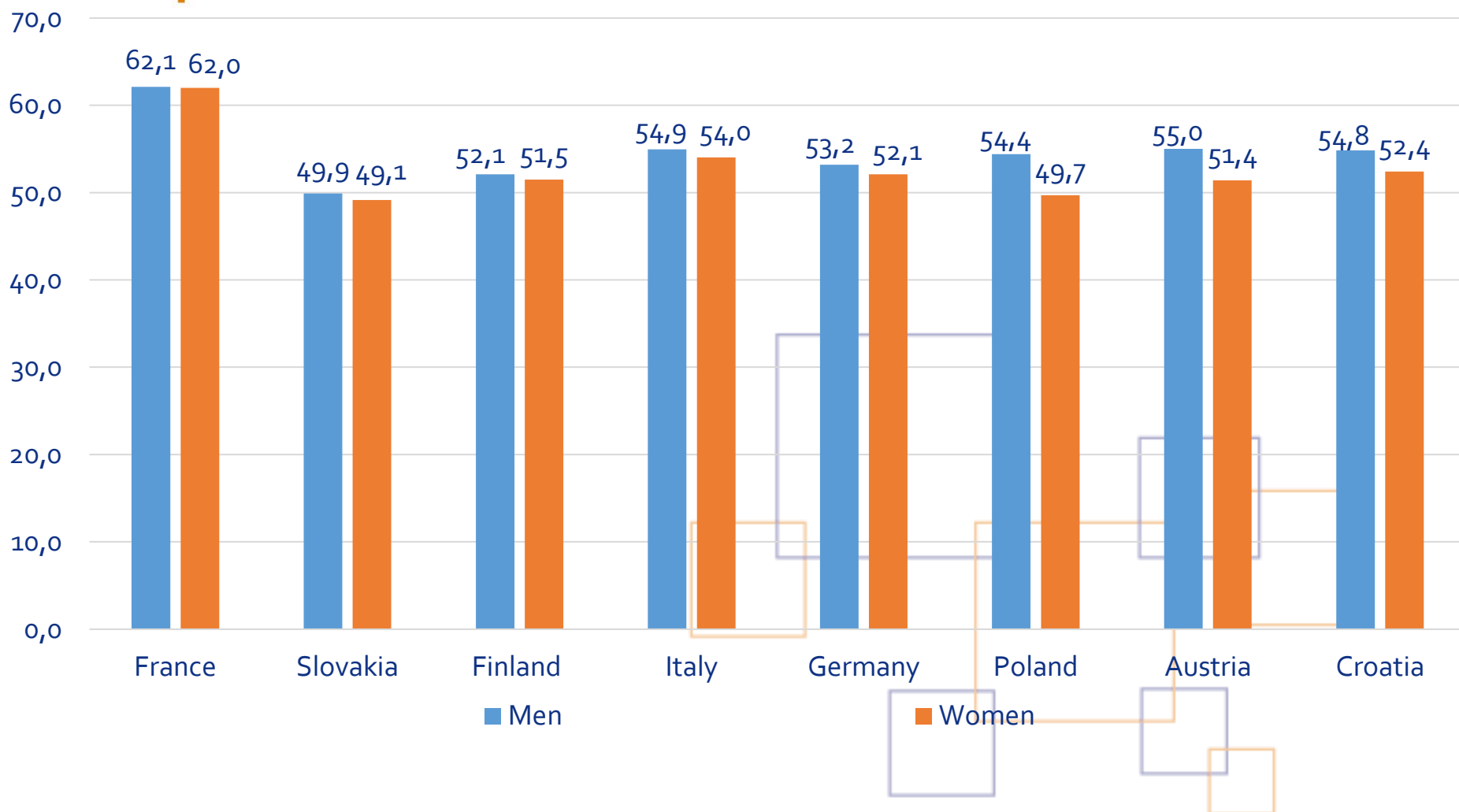
Average age of new old age pensioners, 2017 - 2020



Average age of new old age pensioners in 2019

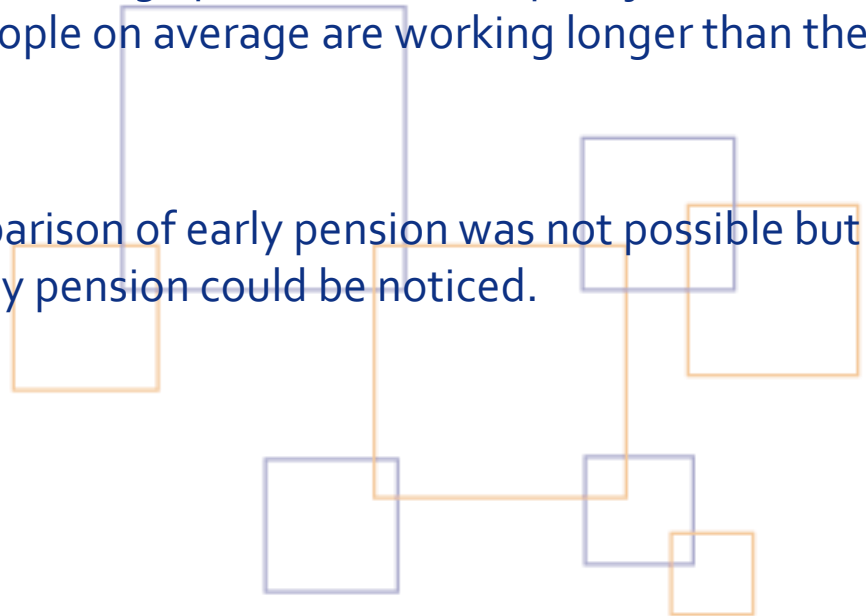


Average age of new invalidity pensioners in 2019



Conclusions

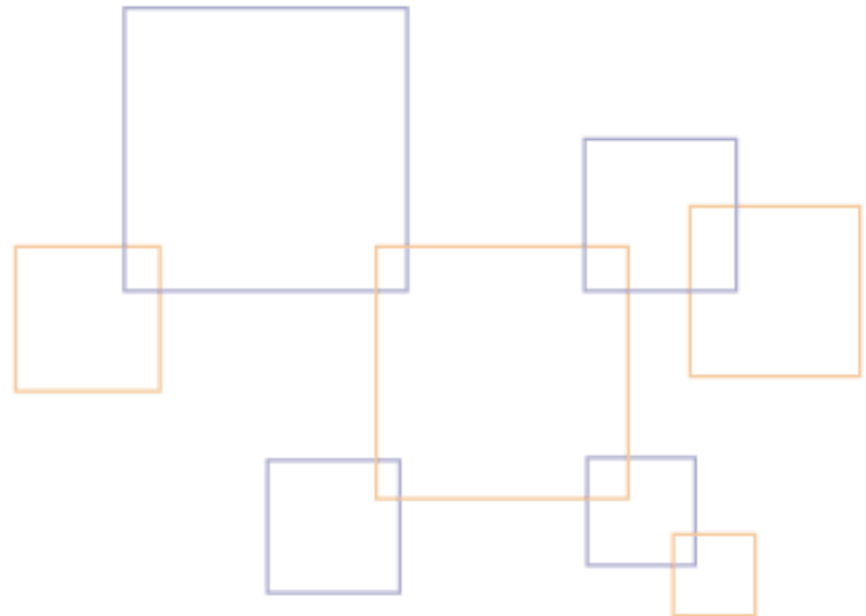
- This data allows us to go beyond the average effective age of labour market exit as not all people exiting the labour market take up pension, or some become retired but continue working.
- The graphs show tendencies related to old-age pension and compare just a few countries but enough to show that people on average are working longer than the statutory retirement age.
- The more detailed analyses and comparison of early pension was not possible but the tendency of disappearance of early pension could be noticed.





Next steps?

- Investigate further by looking at specific aspects to uncover further what factors are driving the statistical trends
- Joint EAPSPI-ESIP meeting on 17 November – invitation to join remotely



Thank you for your attention!

Any questions?



ESIP aisbl

Maison Européenne de la Protection Sociale

Rue d'Arlon 50 • 1000 Bruxelles • ☎ +32 2 282 05 60 • 🖨 +32 2 282 05 98

✉ esip@esip.eu • 🌐 www.esip.eu • 🐦 @ESIP_EU • VAT: BE 0808.072.950